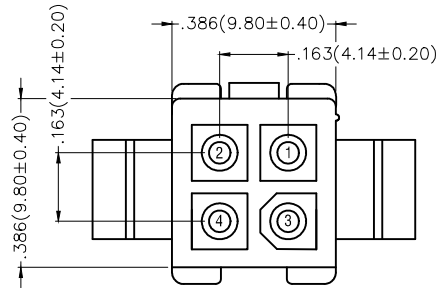


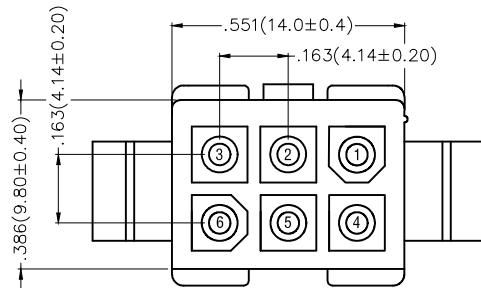
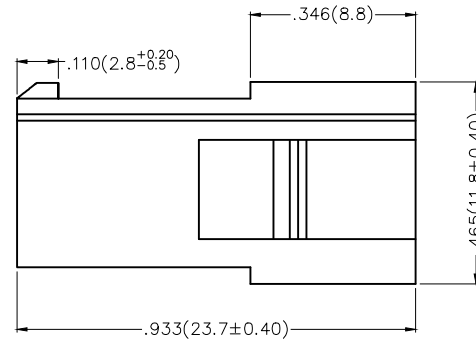
REV	LOCATIONS	DESCRIPTION	DATE	REVISER	APPD
1	△	Flammability Change	14/AUG/23	MATT	LEO
2	△	Add 6 Circuits view	06/JUN/24	KATE	LEO

Notes

- Electrical
 Current Rating: 7A AC/DC
 Voltage Rating: 300V AC/DC
 Contact Resistance: 15mΩ Max
 Insulation Resistance: 1000MΩ Min
 Withstanding Voltage: 1500V AC/minute
 Temperature Range-Operating: -25°C~+85°C
- Material
 PA66 (UL 94V-2) Transparent
 PA66 (UL 94V-0) White, △
- Applicable Terminal: FT41403-F, FT41404-M
- Mates With: FHG41403 Series



4 Circuits



6 Circuits



Circuits (n)	Part No.
4	FHG41404-D04F2XB
6	FHG41404-D06F2XB

Ordering Information

FHG 414 04 — D XX F 2 X B
 1 2 3 4 5 6 7 8 9

1	Category FHG-Housing	2	Series Number 414-Pitch 4.14mm	3	Distinction No. 04	4	Row Option D-Double Row		
5	Circuits XX	6	Type F-Female	7	Material-Resin 2-PA66	8	Color-Resin T-Transparent W1-White	9	Packaging B-PE Bag

 THIRD ANGLE PROJECTION	GENERAL TOLERANCES (UNLESS SPECIFIED)		APPROVE BY FRANK	DATE 21/SEP/16	PART NO. FHG41404-DXXF2XB	ITEM NO. FHG41404	 Building Technology Cornerstone
	X.±.012(0.30)	X.±5'	CHECKED BY CHERRY	DATE 21/SEP/16	TITLE Wire to Wire(Housing) Pitch 4.14mm		
DESIGN UNITS Inch (metric)	X.X±.008(0.20)	.X'±2'	DRAWN BY KATE	DATE 21/SEP/16	THIS DRAWING CONTAINS INFORMATION THAT IS PROPRIETARY TO TXGA INDUSTRIAL ELECTRONICS(S.Z)CO.,LTD AND SHOULD NOT BE USED WITHOUT WRITTEN PERMISSION		
SCALE 5:1	SIZE A4	X.XX±.006(0.15)	.XX'±1'				
		X.XXX±.004(0.10)	.XXX'±0.5'				